

Серпер, Григорий Юрьевич



Страны:	 СССР  Узбекистан  США
Дата рождения:	14 сентября 1969 (45 лет)
Место рождения:	Ташкент
Звание:	Гроссмейстер (1992) Международный мастер(1988) Мастер спорта СССР(1986)
Актуальный рейтинг:	2522 (июнь 2015)
Личная карточка на сайте ФИДЕ Личная карточка на сайте Chess DB	

Григорий Юрьевич Серпер ([14 сентября 1969](#), [Ташкент](#)) – [американский шахматист](#), [гроссмейстер \(1992\)](#).



Родился в Ташкенте Узбекской ССР. Стал играть в шахматы с шестилетнего возраста, тогда его первым наставником был дедушка. В [1985 году](#), в возрасте 16 лет начал учиться в известной московской шахматной школе [Ботвинника-Каспарова](#). В [1992 году](#), в составе сборной Узбекистана, на шахматной [Олимпиаде](#) выиграл серебро^[1]. В январе [1996 года](#) он с семьёй переезжает в США. В [1999 году](#) Серпер побеждает на Всемирном открытом шахматном чемпионате, и в том же году добирается до финала американского шахматного чемпионата, (побеждая [Алекса Ермолинского](#) в полуфинале), но проигрывает в финале чемпиону – [Борису Гулько](#).




Серпер - воспитанник знаменитой школы Ботвинника - Каспарова, дважды - в Багио и Аделаиде - становился бронзовым призером молодежных чемпионатов мира. Особенно памятна для ташкентца Олимпиада 1992 года в Маниле. Там сборная Узбекистана с его участием неожиданно для всех завоевала серебряные медали, пропустив вперед команду России.

MEN'S CHESS OLYMPIADS


OVERALL STATISTICS															
ap	years	pts	gms	+	=	-	%	medals won							
								team	individual						
2	1992-1994	15	24	9	12	3	62.5	0 - 1 - 0	0 - 0 - 0						
STATISTICS YEAR BY YEAR															
year	ttl	bd	flag	code	Elo	pts	gms	+	=	-	%	Elo _{av}	Elo _p	positions	
														tea	ind

1994	GM	3		UZB	2575	6½	11	3	7	1	59.1	2487	2552	23.	32.
1992	IM	2		UZB	2540	8½	13	6	5	2	65.4	2554	2664	2.	12.


WORLD MEN'S TEAM CHESS CHAMPIONSHIP

OVERALL STATISTICS															
ap	years	pts	gms	+	=	-	%	medals won							
								team	individual						
1	1993	4	9	0	8	1	44.4	0 - 0 - 0	0 - 0 - 0						
STATISTICS YEAR BY YEAR															
year	ttl	bd	flag	code	Elo	pts	gms	+	=	-	%	Elo _{av}	Elo _p	positions	
														tea	ind
1993	GM	1		UZB	2575	4	9	0	8	1	44.4	2619	2576	8.	5.


EUROPEAN MEN'S CHESS CLUB CUP

OVERALL STATISTICS															
ap	years	pts	gms	+	=	-	%	medals won							
								team	individual						
1	1994	1	2	0	2	0	50.0	0 - 0 - 0	0 - 0 - 0						
STATISTICS YEAR BY YEAR															
year	ttl	bd	flag	code	Elo	pts	gms	+	=	-	%	Elo _{av}	Elo _p	positions	
														tea	ind
1994	GM			VNVS	2575	1	2	0	2	0	50.0	2475		5.	

RUSSIAN CHESS PREMIER LEAGUE

OVERALL STATISTICS															
ap	years	pts	gms	+	=	-	%	medals won							
								team	individual						
1	1994	4	9	1	6	2	44.4	0 - 1 - 0	0 - 0 - 0						
STATISTICS YEAR BY YEAR															
year	ttl	bd	flag	code	Elo	pts	gms	+	=	-	%	Elo _{av}	Elo _p	positions	
														tea	ind
1994	IM	2		VNVS	2575	4	9	1	6	2	44.4	2492	2449	2.	

SOVIET CHESS CLUB CUP

OVERALL STATISTICS															
ap	years	pts	gms	+	=	-	%	medals won							
								team	individual						
1	1990	9	10	8	2	0	90.0	0 - 0 - 0	1 - 0 - 0						
STATISTICS YEAR BY YEAR															
year	ttl	bd	flag	code	Elo	pts	gms	+	=	-	%	Elo _{av}	Elo _p	positions	
														tea	ind
1990	IM	5		VNVS	2420	9	10	8	2	0	90.0	2378	2744	4.	1.



Number of games in database: **384**

Years covered: **1982 to 2009**

Last FIDE rating: **2522**

Highest rating achieved in database: **2628**

Overall record: **+109 -76 =190 (54.4%)***

* Overall winning percentage = (wins+draws/2) / total games

Based on games in the database; may be incomplete.

9 exhibition games, odds games, etc. are excluded from this statistic.

MOST PLAYED OPENINGS

With the White pieces:	With the Black pieces:
English, 1 c4 e5 (29) A20 A29 A26 A28	Sicilian (69) B42 B43 B62 B66 B32
Sicilian (24) B33 B23 B32 B74 B58	Sicilian Kan (24) B42 B43 B41
English (23) A10 A13 A15 A16 A14	Queen's Gambit Declined (24) D38 D31 D35
King's Indian (18) E70 E73 E77	Semi-Slav (15) D43 D45 D46 D48 D44
Ruy Lopez (13) C90 C68 C60 C67 C77	Sicilian Richter-Rauser (14) B62 B66 B63
Nimzo Indian (12) E32 E33 E48 E39 E34	Nimzo Indian (14) E39 E20 E41 E51 E21



NOTABLE GAMES:

[Serper vs I Nikolaidis, 1993](#) 1-0

[Serper vs Barsov, 1988](#) 1-0

[Serper vs D Ippolito, 2003](#) 1-0
[Serper vs Balashov, 1991](#) 1-0
[Serper vs E Lobron, 1993](#) 1/2-1/2
[Serper vs R Djurhuus, 1991](#) 1-0
[Serper vs A J Mestel, 1990](#) 1-0
[Smyslov vs Serper, 1992](#) 1/2-1/2

NOTABLE TOURNAMENTS:

[Chessmaster US Championships 2005](#) (2004)
[National Open](#) (2007)
[US Championships 2003](#) (2003)
[United States Chess League](#) (2008)
[US Championship 2006](#) (2006)

[Search Sacrifice Explorer](#) for Grigory Serper
[Search Google](#) for Grigory Serper
[FIDE player card](#) for Grigory Serper



Chess Informant's panel of judges voted the following game the second-best game of the 666 games in Volume 59 of *Chess Informant*.^[3] [Larry Christiansen](#) rated it his sixth favorite attacking game of the 1990s.^[4] [Yasser Seirawan](#) wrote, "Can you imagine a game in which you sacrifice ... *all* of your pieces? Toss in the promotion of two pawns as well and you have a game to last!"^[5]

Serper-Ioannis Nikolaidis, [St. Petersburg](#) Open 1993^[6] 1.c4 g6 2.e4 Bg7 3.d4 d6 4.Nc3 Nf6 5.Nge2 Nbd7 6.Ng3 c6 7.Be2 a6 8.Be3 h5 9.f3 b5 10.c5 dxc5 11.dxc5 Qc7 12.O-O h4 13.Nh1 Nh5 14.Qd2 e5 15.Nf2 Nf8? Seirawan recommended 15...Nf4 16.Nd3! Bh6 17.a4! with advantage to White.^[7] 16.a4 b4 17.Nd5! Eschewing the quiet 17.Ncd1 or 17.Na2, White sacrifices a piece to obtain two mobile connected passed pawns on the fifth rank. cxd5 18.exd5 f5 19.d6 19.Qxb4 would allow Black to complicate with 19...Rb8 20.Qa3 e4 with an obscure position. Qc6 20.Bb5!! Another sacrifice in order to stop Black from

establishing a successful [blockade](#). **axb5 21.axb5 Qxb5** Black returns some material in order to blockade White's pawn. White would be winning after 21...Qb7 22.c6 Rxa1 23.cxb7 Rxf1+ 24.Kxf1 Bxb7 25.Nd3 Nd7 26.Qc2 e4 27.Qc7, or 22...Qb8 23.b6 Rxa1 24.Rxa1 Bd7 25.Qd5! Nf6 26.c7. **22.Rxa8 Qc6 23.Rfa1! f4 24.R1a7! Nd7** Not 24...fxe3? 25.Qd5! Qxd5 26.Rxc8#. Now Black threatens to get his [king](#) to safety by [castling](#), so White sacrifices more material. **25.Rxc8+!! Qxc8 26.Qd5! fxe3 27.Qe6+ Kf8 28.Rxd7! exf2+ 29.Kf1 Qe8 30.Rf7+!** Yet another sacrifice to allow White's d-pawn to promote. After 30.Qxe8+? Kxe8 31.Re7+ Kf8 32.c6 Ng3+! 33.Kxf2 Nxf5, White cannot advance his passed pawns. **Qxf7 31.Qc8+ Qe8 32.d7 Kf7 33.dxe8=Q+ Rxe8 34.Qb7+ Re7 35.c6! e4! 36.c7 e3 37.Qd5+ Kf6 38.Qd6+ Kf7 39.Qd5+ Kf6 40.Qd6+ Kf7 41.Qxe7+ Kxe7 42.c8=Q Bh6 43.Qc5+ Ke8 44.Qb5+ Kd8 45.Qb6+ Kd7 46.Qxg6 e2+ 47.Kxf2 Be3+! 48.Ke1! 1-0** Notes based on those by Christiansen, Serper, and Seirawan



Opening (White) *Realtime (beta)*

English
(58%): [A17](#) [A13](#) [A10](#) [A16](#) [A10](#) [A20](#)

Sicilian defence
(9%): [B33](#) [B23](#) [B42](#) [B52](#) [B90](#) [B90](#)

Ruy Lopez
(5%): [C78](#) [C88](#) [C67](#) [C78](#) [C67](#) [C89](#)

Queen's gambit
(5%): [D12](#) [D11](#) [D15](#) [D31](#) [D10](#) [D15](#)

French defence
(4%): [C05](#) [C07](#) [C03](#) [C09](#) [C01](#) [C19](#)

Opening (Black) *Realtime (beta)*

Sicilian defence
(39%): [B52](#) [B56](#) [B40](#) [B75](#) [B23](#) [B50](#)

Queen's pawn
(19%): [D02](#) [A46](#) [D02](#) [E10](#) [A45](#) [A46](#)

Nimzo-Indian
(9%): [E26](#) [E39](#) [E21](#) [E38](#) [E31](#) [E33](#)

Queen's gambit
(8%): [D30](#) [D15](#) [D35](#) [D17](#) [D10](#) [D31](#)

Reti (8%): [A06](#) [A04](#) [A06](#) [A05](#) [A07](#) [A09](#)

Play tendencies	Endgame tendencies
Sacrifices: Not available	Average draws at: Move #32 (details)
Blunders (<small>Beta</small>): Explore blunders	Optimal play: 🏆 99.29% [what is this?]
Positional player: Not available	Optimal checkmate: 🏆 67.56% [what is this?]
Exchange tendencies: +1.207 (details)	Endgame blunders: Explore blunders
Stockfish first line: Not available [calculate]	Strength : ♔ 22% <small>NA</small> ♚ 19% <small>NA</small> ♞ 15% <small>NA</small>
Quality of play: 🏆 89.0 (games) [what is this?]	Exploitive analysis: Not available



Tournament (Click on name for details)

[Washington Championship - Championship](#)

Venue



[Seattle](#), USA

Date



2008.02.09 2300

[25th Annual Sands Regency Reno-Western States Open](#)



[Reno](#), USA

2007.10.12 2120

[National Open](#)



[Las Vegas](#), USA

2007.06.08 2010

[Washington Open](#)



[Seattle](#), USA

2007.05.26 1530

[Far West Open VII](#)



[Reno](#), USA

2007.04.06 1970

North American Open (NAO)	 Las Vegas , USA	2006.12.26 2240
24th Western States Open	 Reno , USA	2006.10.06 2290
Washington Open	 Everett , USA	2006.05.27 2210
Far West Open	 Reno , USA	2006.04.07 2140
US Championship 1A	 San Diego , USA	2006.03.02 2420
North American Open	 Las Vegas , USA	2005.12.26 2310
23rd Western States Open	 Reno , USA	2005.10.14 2300

Best World Rank: **#44** (on the [April 1993 rating list](#))

Highest Rating: **2674** on the [November 1992 rating list](#), #46 in world, [age 23y2m](#)

Best Individual Performance: **2706** in [Manila ol \(Men\), 1992](#), scoring 8.5/13 (65%) vs 2626-rated opposition

Jurmala, 1982	not rated on January 1982 list	-	-1 (0/1, 0%)	no games vs rated opposition	N/A
Tashkent, 1985	not rated on January 1985 list	-	-1 (0/1, 0%)	no games vs rated opposition	N/A
Minsk tt, 1986	not rated on January 1986 list	-	+1 (2/3, 67%)	no games vs rated opposition	N/A
SochiJ-A, 1986	not rated on January 1986 list	[2570]	+2 (3/4, 75%)	+1 (1/1, 100%) vs 2578-rated opposition	N/A
URS-ch otbor Pinsk, 1986	not rated on January 1986 list	2636	+3 (7/11, 64%)	+2 (5/8, 63%) vs 2595-rated opposition	N/A
<hr/>					
Irkutsk, 1986	2560 (#242 on October 1986 list)	2540	-6 (5.5/17, 32%)	-6 (5.5/17, 32%) vs 2646-rated opposition	-1.3
Sverdlovsk (Armed Forces Championship), 1987	2542 (#299 on January 1987 list)	[2598]	+4 (4/4, 100%)	+1 (1/1, 100%) vs 2623-rated opposition	+0.6
Riga (Open), 1987	2542 (#299 on January 1987 list)	[2646]	+3 (4/5, 80%)	+2 (3/4, 75%) vs 2610-rated opposition	+1.3
Uzhgorod, 1987	2542 (#299 on January 1987 list)	2615	= (7.5/15, 50%)	= (7.5/15, 50%) vs 2615-rated opposition	+1.3
Wch U20 Baguio City, 1987	2577 (#197 on July 1987 list)	2606	+5 (9/13, 69%)	+1 (4.5/8, 56%) vs 2593-rated opposition	+0.7
<hr/>					
Tashkent (Agzamov Memorial), 1987	2633 (#89 on December 1987 list)	2595	-1 (8/17, 47%)	-1 (7.5/16, 47%) vs 2611-rated opposition	-0.9
Tashkent, 1988	2628 (#104 on January 1988 list)	[2504]	+1 (1/1, 100%)	+1 (1/1, 100%) vs 2472-rated opposition	+0.3
Vilnius, 1988	2628 (#104 on January 1988 list)	2544	-4 (5.5/15, 37%)	-4 (5.5/15, 37%) vs 2622-rated opposition	-2.1
Oakham YM, 1988	2616 (#118 on March 1988 list)	2535	+2 (5.5/9, 61%)	+2 (4.5/7, 64%) vs 2467-rated opposition	-0.2
Frunze, 1988	2618 (#110 on May 1988 list)	2542	-5 (5.5/16, 34%)	-4 (5/14, 36%) vs 2627-rated opposition	-1.8
<hr/>					
Adelaide (U20 World Championship), 1988	2603 (#148 on September 1988 list)	2634	+5 (9/13, 69%)	+2 (5.5/9, 61%) vs 2593-rated opposition	+0.9
Novosibirsk, 1989	2609 (#137 on January 1989 list)	2614	+3 (10/17, 59%)	+3 (6.5/10, 65%) vs 2538-rated opposition	+0.7
URS Army-chT Leningrad, 1989	2609 (#137 on January 1989 list)	-	+3 (3/3, 100%)	no games vs rated opposition	N/A

Tbilisi (U26 URS Championship), 1989	2609 (#137 on January 1989 list)	2565	-3 (6/15, 40%)	-3 (6/15, 40%) vs 2624-rated opposition	-1.2
Wch U20 Tunja, 1989	2610 (#132 on August 1989 list)	2415	+1 (6/11, 55%)	-3 (1.5/6, 25%) vs 2521-rated opposition	-2.1
EU-ch U20 Arnhem, 1989	2593 (#192 on December 1989 list)	2599	+8 (10.5/13, 81%)	+3 (5.5/8, 69%) vs 2513-rated opposition	+0.8
Bela Crkva op, 1990	2602 (#157 on January 1990 list)	[2440]	-2 (1.5/5, 30%)	-1 (0/1, 0%) vs 2540-rated opposition	-0.6
Pula op, 1990	2602 (#157 on January 1990 list)	[2538]	+3 (4.5/6, 75%)	+1 (2/3, 67%) vs 2517-rated opposition	+0.2
URS-chT Podolsk, 1990	2602 (#157 on January 1990 list)	2687	+8 (9/10, 90%)	+4 (5/6, 83%) vs 2577-rated opposition	+1.8
OHRA-B Amsterdam, 1990	2606 (#137 on July 1990 list)	2569	+1 (5/9, 56%)	= (4/8, 50%) vs 2583-rated opposition	-0.2
Moscow op, 1990	2602 (#153 on September 1990 list)	2624	+3 (5.5/8, 69%)	+2 (4/6, 67%) vs 2581-rated opposition	+0.9
Hastings Challengers 9091, 1990	2607 (#142 on December 1990 list)	[2580]	+3 (3/3, 100%)	+2 (2/2, 100%) vs 2514-rated opposition	+0.8
Miedzybrodzie op, 1991	2614 (#128 on January 1991 list)	2689	+7 (8.5/10, 85%)	+5 (6.5/8, 81%) vs 2555-rated opposition	+1.9
URS-ch U26 Kherson, 1991	2614 (#128 on January 1991 list)	2548	-1 (6/13, 46%)	-1 (6/13, 46%) vs 2566-rated opposition	-1.2
URS-chT Azov, 1991	2614 (#128 on January 1991 list)	2571	= (4/8, 50%)	+1 (4/7, 57%) vs 2552-rated opposition	=0.0
Krumbach op, 1991	2617 (#122 on March 1991 list)	2662	+5 (7.5/10, 75%)	+4 (6/8, 75%) vs 2557-rated opposition	+1.4
Peer Gynt Gausdal, 1991	2637 (#88 on July 1991 list)	2683	+6 (7.5/9, 83%)	+4 (5.5/7, 79%) vs 2578-rated opposition	+1.5
Gausdal, 1991	2658 (#65 on August 1991 list)	2581	+2 (5.5/9, 61%)	+1 (4.5/8, 56%) vs 2562-rated opposition	-0.4
Moscow (Open), 1991	2655 (#63 on September 1991 list)	[2533]	+2 (5.5/9, 61%)	+1 (2/3, 67%) vs 2510-rated opposition	=0.0
Vienna op, 1991	2658 (#60 on October 1991 list)	2578	+4 (6/8, 75%)	+2 (3.5/5, 70%) vs 2518-rated opposition	+0.2

Moscow (URS Championship), 1991	2649 (#71 on November 1991 list)	2628	= (5.5/11, 50%)	= (5.5/11, 50%) vs 2642-rated opposition	-0.1
Tashkent, 1992	2656 (#64 on January 1992 list)	[2486]	+2 (6.5/11, 59%)	-1 (1.5/4, 38%) vs 2550-rated opposition	-1.0
Wisla BES op, 1992	2656 (#64 on January 1992 list)	2525	+4 (6.5/9, 72%)	+2 (3.5/5, 70%) vs 2448-rated opposition	-0.2
Manila ol (Men), 1992	2647 (#66 on June 1992 list)	2706	+4 (8.5/13, 65%)	+4 (8.5/13, 65%) vs 2626-rated opposition	+1.7
Helsinki (Open), 1992	2662 (#56 on September 1992 list)	2620	+3 (6/9, 67%)	+3 (6/9, 67%) vs 2542-rated opposition	+0.2
<hr/>					
Moscow (Open), 1992	2658 (#61 on October 1992 list)	2675	+3 (6/9, 67%)	+3 (6/9, 67%) vs 2611-rated opposition	+1.0
Tilburg, 1992	2658 (#61 on October 1992 list)	2623	+1 (3.5/6, 58%)	+1 (3.5/6, 58%) vs 2621-rated opposition	+0.2
Bishkek zt, 1993	2666 (#52 on March 1993 list)	2582	+2 (7.5/13, 58%)	+2 (6/10, 60%) vs 2529-rated opposition	-0.6
Dortmund, 1993	2674 (#44 on April 1993 list)	2599	-2 (2.5/7, 36%)	-2 (2.5/7, 36%) vs 2704-rated opposition	-0.8
Novosibirsk, 1993	2659 (#52 on June 1993 list)	2625	-1 (5/11, 45%)	-1 (5/11, 45%) vs 2666-rated opposition	-0.4
<hr/>					
St. Petersburg (Open), 1993	2645 (#66 on October 1993 list)	2517	+1 (5/9, 56%)	= (4/8, 50%) vs 2517-rated opposition	-1.2
WchT 3rd Luzern, 1993	2645 (#66 on October 1993 list)	2616	-1 (4/9, 44%)	-1 (4/9, 44%) vs 2668-rated opposition	-0.3
Tilburg, 1993	2637 (#75 on November 1993 list)	[2551]	= (1/2, 50%)	= (1/2, 50%) vs 2612-rated opposition	-0.1
Groningen, 1993	2630 (#77 on December 1993 list)	2635	-1 (5/11, 45%)	-1 (5/11, 45%) vs 2678-rated opposition	+0.1
EUCup Gr1 Eupen, 1994	2627 (#77 on January 1994 list)	[2443]	+2 (2.5/3, 83%)	= (0.5/1, 50%) vs 2461-rated opposition	-0.2
<hr/>					
RUS-chT Moscow, 1994	2627 (#77 on January 1994 list)	2511	-1 (4/9, 44%)	-1 (3.5/8, 44%) vs 2545-rated opposition	-1.3
St Petersburg op, 1994	2626 (#77 on February 1994 list)	2626	+4 (6.5/9, 72%)	+4 (6.5/9, 72%) vs 2517-rated opposition	+0.8
Oslo op, 1994	2633 (#71 on March 1994 list)	2634	+5 (7/9, 78%)	+4 (5.5/7, 79%) vs 2516-rated opposition	+1.0

Jakarta, 1994	2643 (#60 on April 1994 list)	2553	+1 (6.5/12, 54%)	= (5.5/11, 50%) vs 2551-rated opposition	-1.2
Oberwart op, 1994	2638 (#66 on July 1994 list)	2535	+1 (3.5/6, 58%)	+1 (3.5/6, 58%) vs 2507-rated opposition	-0.4
Kstovo op, 1994	2639 (#66 on August 1994 list)	2581	+3 (6/9, 67%)	+2 (4/6, 67%) vs 2525-rated opposition	+0.2
Tilburg, 1994	2643 (#56 on September 1994 list)	2619	+1 (4.5/8, 56%)	+1 (4.5/8, 56%) vs 2610-rated opposition	+0.2
St Petersburg op2, 1994	2642 (#57 on October 1994 list)	2648	+4 (6.5/9, 72%)	+3 (5.5/8, 69%) vs 2575-rated opposition	+0.9
EUCup final Lyon, 1994	2648 (#50 on November 1994 list)	[2473]	= (1/2, 50%)	= (1/2, 50%) vs 2496-rated opposition	-0.4
Moscow ol (Men), 1994	2648 (#50 on November 1994 list)	2570	+2 (6.5/11, 59%)	+1 (5/9, 56%) vs 2546-rated opposition	-0.6
Dhaka, 1995	2632 (#68 on January 1995 list)	2592	+4 (8.5/13, 65%)	+4 (8.5/13, 65%) vs 2493-rated opposition	-0.1
Moscow PCA-Intel qual, 1995	2632 (#68 on January 1995 list)	[2505]	-1 (0/1, 0%)	-1 (0/1, 0%) vs 2645-rated opposition	-0.5
Moscow2, 1995	2625 (#77 on April 1995 list)	2535	-1 (4/9, 44%)	-1 (4/9, 44%) vs 2570-rated opposition	-1.1
Novgorod (Open), 1995	2616 (#99 on May 1995 list)	2620	+2 (5.5/9, 61%)	+2 (5.5/9, 61%) vs 2576-rated opposition	+0.6
St Petersburg op, 1995	2616 (#99 on May 1995 list)	2506	= (4/8, 50%)	= (4/8, 50%) vs 2504-rated opposition	-1.1
Kemerovo2, 1995	2616 (#100 on August 1995 list)	2544	+7 (10/13, 77%)	+2 (5/8, 63%) vs 2480-rated opposition	-0.3
Chicago op, 1996	2609 (#121 on January 1996 list)	[2402]	-2 (1.5/5, 30%)	-3 (0.5/4, 13%) vs 2541-rated opposition	-1.8
National op Las Vegas, 1996	2609 (#121 on January 1996 list)	[2441]	+1 (2.5/4, 63%)	-1 (0/1, 0%) vs 2542-rated opposition	-0.6
US Class op USA, 1996	2609 (#121 on January 1996 list)	[2476]	+3 (4/5, 80%)	+1 (2/3, 67%) vs 2430-rated opposition	-0.1
US Masters op Oakbrook, 1996	2609 (#121 on January 1996 list)	-	+3 (3.5/4, 88%)	no games vs rated opposition	N/A

US op Alexandria, 1996	2609 (#121 on January 1996 list)	[2579] +3 (4/5, 80%)	+1 (2/3, 67%) vs 2576-rated opposition	+0.4
World op Philadelphia, 1996	2609 (#121 on January 1996 list)	[2558] = (2.5/5, 50%)	+1 (2/3, 67%) vs 2547-rated opposition	+0.3
New York, 1996	2604 (#122 on March 1996 list)	2572 -1 (5/11, 45%)	-1 (5/11, 45%) vs 2603-rated opposition	-0.5
New York op, 1996	2597 (#138 on April 1996 list)	[2425] -1 (0.5/2, 25%)	-1 (0/1, 0%) vs 2516-rated opposition	-0.6
North Bay op, 1997	2572 (#196 on January 1997 list)	[2484] +2 (2.5/3, 83%)	+1 (1.5/2, 75%) vs 2440-rated opposition	+0.2
<hr/>				
Chicago op, 1997	2577 (#158 on May 1997 list)	2498 +3 (4.5/6, 75%)	+2 (3.5/5, 70%) vs 2412-rated opposition	=0.0
National op Kissimmee, 1997	2572 (#186 on August 1997 list)	[2541] +3 (4/5, 80%)	= (1/2, 50%) vs 2597-rated opposition	+0.1
World op Philadelphia, 1997	2568 (#210 on September 1997 list)	[2490] +3 (3.5/4, 88%)	+1 (1/1, 100%) vs 2450-rated opposition	+0.4
Sioux Falls op, 1998	2567 (#200 on January 1998 list)	[2484] +2 (3/4, 75%)	= (1/2, 50%) vs 2512-rated opposition	-0.1
New York (Open), 1998	2563 (#228 on March 1998 list)	2535 -1 (2.5/6, 42%)	-1 (2.5/6, 42%) vs 2592-rated opposition	-0.3
<hr/>				
North Bay op, 1998	2541 (#316 on August 1998 list)	2474 +3 (6/9, 67%)	+1 (4/7, 57%) vs 2429-rated opposition	-0.4
Pan American San Felipe, 1998	2518 (#457 on October 1998 list)	2453 +1 (5/9, 56%)	-1 (3/7, 43%) vs 2478-rated opposition	-0.8
National Congress 29th Philadelphia, 1998	2515 (#477 on November 1998 list)	- = (0.5/1, 50%)	no games vs rated opposition	N/A
US op Reno, 1999	2502 (#551 on January 1999 list)	[2479] +1 (1.5/2, 75%)	= (0.5/1, 50%) vs 2518-rated opposition	=0.0
Oberlin op, 1999	2502 (#561 on April 1999 list)	[2420] +1 (1.5/2, 75%)	+1 (1/1, 100%) vs 2338-rated opposition	+0.3
<hr/>				
World op Philadelphia, 1999	2505 (#522 on June 1999 list)	[2425] +1 (1/1, 100%)	+1 (1/1, 100%) vs 2346-rated opposition	+0.3
USA-ch Gr-B Salt Lake City, 1999	2489 (#606 on August 1999 list)	2616 +2 (4.5/7, 64%)	+1 (3.5/6, 58%) vs 2612-rated opposition	+1.4
USA-ch sf Salt Lake City, 1999	2489 (#606 on August 1999 list)	[2586] = (2/4, 50%)	= (2/4, 50%) vs 2635-rated opposition	+0.7

USA-ch fin Salt Lake City, 1999	2543 (#300 on September 1999 list)	[2489]	-2 (0.5/3, 17%)	-2 (0.5/3, 17%) vs 2631-rated opposition	-0.7
Las Vegas op, 2000	2520 (#440 on January 2000 list)	[2484]	+1 (1/1, 100%)	+1 (1/1, 100%) vs 2441-rated opposition	+0.4
US Masters op Oak Bridge, 2000	2518 (#450 on March 2000 list)	[2481]	+1 (1/1, 100%)	+1 (1/1, 100%) vs 2435-rated opposition	+0.4
Foxwoods op Connecticut, 2000	2530 (#380 on April 2000 list)	[2549]	+2 (3/4, 75%)	+1 (2/3, 67%) vs 2533-rated opposition	+0.5
New York op, 2000	2545 (#295 on May 2000 list)	[2437]	+1 (2.5/4, 63%)	= (1/2, 50%) vs 2440-rated opposition	-0.2
Jack Collins Int f-A New York, 2000	2543 (#290 on June 2000 list)	[2458]	+1 (2.5/4, 63%)	+1 (2/3, 67%) vs 2403-rated opposition	=0.0
World op Philadelphia, 2000	2543 (#290 on June 2000 list)	[2492]	+3 (3.5/4, 88%)	+2 (2/2, 100%) vs 2382-rated opposition	+0.6
US op 101st Saint Paul, 2000	2550 (#260 on August 2000 list)	[2381]	+4 (5.5/7, 79%)	= (0.5/1, 50%) vs 2361-rated opposition	-0.2
Seattle (USA Championship), 2000	2548 (#272 on September 2000 list)	2543	-2 (4.5/11, 41%)	-2 (4.5/11, 41%) vs 2597-rated opposition	-0.4
New Delhi/Tehran (FIDE World Championship), 2000	2545 (#299 on November 2000 list)	2608	+2 (4/6, 67%)	+2 (4/6, 67%) vs 2559-rated opposition	+1.1
American op Los Angeles, 2001	2554 (#274 on November 2001 list)	[2467]	+1 (3.5/6, 58%)	= (2/4, 50%) vs 2470-rated opposition	-0.4
USA-ch Seattle, 2002	2544 (#328 on January 2002 list)	2528	+1 (5/9, 56%)	= (3.5/7, 50%) vs 2535-rated opposition	-0.1
Chicago op 11th, 2002	2561 (#252 on May 2002 list)	[2504]	+3 (3.5/4, 88%)	= (0.5/1, 50%) vs 2558-rated opposition	=0.0
American op 38th Los Angeles, 2002	2536 (#363 on November 2002 list)	[2474]	+2 (2.5/3, 83%)	+1 (1.5/2, 75%) vs 2425-rated opposition	+0.2
USA-ch Seattle, 2003	2532 (#380 on January 2003 list)	2463	+1 (5/9, 56%)	+1 (4/7, 57%) vs 2414-rated opposition	-0.5
Chicago op 12th Oak Brook, 2003	2502 (#541 on May 2003 list)	-	= (0.5/1, 50%)	no games vs rated opposition	N/A
National op Las Vegas, 2004	not rated on June 2004 list	[2519]	+1 (2/3, 67%)	= (0.5/1, 50%) vs 2581-rated opposition	N/A