


Матулович, Милан



Милан Матулович

Милан Матуловић

Страны:	 Югославия  Сербия и Черногория  Сербия
Дата рождения:	10 июня 1935
Место рождения:	Белград
Дата смерти:	9 октября 2013 (78 лет)
Место смерти:	Белград
Звание:	Гроссмейстер (1965) Международный мастер(1961)

Ми́лан Мату́лович (серб. *Милан Матуловић*; 10 июня 1935, Белград – 9 октября 2013, там же) – сербский, ранее югославский, шахматист; гроссмейстер (1965). Чемпион Югославии (1965 и 1967).

Участник межзональных турниров: [Сус](#) (1967) – 9-е и [Пальма](#) (1970) – 18-19-е места. В составе команды Югославии участник 5 олимпиад (1964–1972), где сыграл 78 партий, набрав 60 очков. В 1967 выиграл матч у [В. Ульмана](#) – 2½ : 1½. В 1970 участник «матча века», проиграл на 8-й доске [М. Ботвиннику](#) – 1½ : 2½.








Лучшие результаты в других международных соревнованиях: [Сараево](#) (1959) – 3-4-е, 1960 – 3-е, 1961 – 3-4-е, 1965 – 2-3-е, 1969 – 2-е, 1971– 1-3-е, 1976 – 2-3-е; [Натанья](#) (1961) – 1-3-е; [Никшич](#) (1961) – 1-е; [Поляница-Здруй](#) (1963) – 3-е; [Сочи](#) (1966) – 3-4-е; [Скопье](#) (1967 и 1969) – 2-3-е и 1-2-е; [Афины](#) (1969) – 1-е; Белград (1969 и 1979) – 1-4-е и 3-4-е; [Сомбор](#) (1972) – 4-е; [Прокупле](#) (1973) – 1-2-е; [Загреб](#) (1973) – 1-е; [Нови-Сад](#) (1973) – 2-е; [Крагуевац](#) (1974) – 4-е; [Баймок](#) (1975) – 1-3-е; [Бирмингем](#), [Штип](#) и [Майданпек](#) (1975) – 1-е; [Врбас](#) (1976) – 1-е; [Гавр](#) (1977) – 4-е; [Опатия](#) (1978) – 1-е; [Рума](#) (1978) – 3-е; [Осиек](#) (1980) – 1-2-е; [Борово](#) (1980) – 1-е; [Хельсинки](#) (1981) – 1-2-е; [Винковци](#) (1982) – 2-е; [Чуприя](#) (1986) – 2-е; [Баня-Лука](#) (1987) – 3-5-е места.



Шахматист активного позиционного стиля, занимался поиском новых путей в дебютной теории. В сицилианской защите известен «гамбит Матуловича» – 1.e4 c5 2.d4 cd 3.c3 dc 4.K:c3.





MEN'S CHESS OLYMPIADS

OVERALL STATISTICS									
ap	years	pts	gms	+	=	-	%	medals won	
								team	individual
5	1964-1972	60	78	46	28	4	76.9	0 - 2 - 2	1 - 2 - 0

STATISTICS YEAR BY YEAR															
year	ttl	bd	flag	code	Elo	pts	gms	+	=	-	%	Elo _{av}	Elo _p	positions	
														tea	ind
1972	GM	res.		YUG	2525	13½	18	9	9	0	75.0	2342	2535	3.	7.
1970	GM	3		YUG		13	17	10	6	1	76.5			3.	2.
1968	GM	4		YUG		10½	15	8	5	2	70.0			2.	6.
1966	GM	res.		YUG		12	15	9	6	0	80.0			4.	2.
1964	IM	2 res.		YUG		11	13	10	2	1	84.6			2.	1.

EUROPEAN MEN'S TEAM CHESS CHAMPIONSHIP

OVERALL STATISTICS									
ap	years	pts	gms	+	=	-	%	medals won	
								team	individual
4	1961-1973	17	32	10	14	8	53.1	0 - 3 - 0	0 - 2 - 0

STATISTICS YEAR BY YEAR															
year	ttl	bd	flag	code	Elo	pts	gms	+	=	-	%	Elo _{av}	Elo _p	positions	
														tea	ind
1973	GM	8		YUG	2525	3	6	1	4	1	50.0	2423	2423	2.	4.
1970	GM	3		YUG		3	7	2	2	3	42.9			4.	5.
1965	IM	4		YUG		6½	10	3	7	0	65.0			2.	2.
1961	IM	5		YUG		4½	9	4	1	4	50.0			2.	2.



Number of games in database: **1,821**

Years covered: **1953 to 2003**

Last FIDE rating: **2394**

Highest rating achieved in database: **2525**

Overall record: **+607 -317 =890 (58.0%)***

* Overall winning percentage = (wins+draws/2) / total games

Based on games in the database; may be incomplete.

7 exhibition games, odds games, etc. are excluded from this statistic.

MOST PLAYED OPENINGS

With the White pieces:

Sicilian (382)

B42 B91 B81 B44 B33

Ruy Lopez (208)

C88 C81 C92 C67 C94

Ruy Lopez, Closed (123)

C88 C92 C94 C96 C95

French Defense (107)

C09 C06 C18 C07 C05

Caro-Kann (70)

B19 B15 B17 B16 B18

Sicilian Najdorf (70)

B91 B99 B96 B98 B97

With the Black pieces:

Sicilian (318)

B47 B48 B49 B31 B22

Sicilian Taimanov (163)

B47 B48 B49 B45

Queen's Gambit Accepted (75)

D25 D20 D22 D23 D24

Modern Benoni (65)

A57 A65 A56 A79 A62

English, 1 c4 c5 (60)

A36 A37 A30 A33 A32

Caro-Kann (41)

B19 B18 B13 B14 B15

REPertoire Explorer



With the
White Pieces



With the
Black Pieces



NOTABLE GAMES:

[Matulovic vs Suttles, 1970 1/2-1/2](#)
[Matulovic vs L Segi, 1953 1-0](#)
[Matulovic vs Asfary, 1972 1-0](#)
[Matulovic vs Tringov, 1970 1-0](#)
[Matulovic vs A Tsvetkov, 1965 1-0](#)
[Matulovic vs V Sokolov, 1953 1-0](#)
[Podzielnny vs Matulovic, 1977 0-1](#)
[Matulovic vs Botvinnik, 1970 1/2-1/2](#)
[Fischer vs Matulovic, 1970 1/2-1/2](#)
[Matulovic vs G Del Pezzo, 1954 1-0](#)

NOTABLE TOURNAMENTS:

[Vinkovci \(1968\)](#)
[Skopje \(1967\)](#)
[Palma de Mallorca \(1967\)](#)
[Sousse Interzonal \(1967\)](#)
[Palma de Mallorca Interzonal \(1970\)](#)

GAME COLLECTIONS:

[Wijk aan Zee Hoogovens 1974](#) by suenteus po 147
[Smith-Morra Gambit games](#) by vasileios

[Search Sacrifice Explorer](#) for Milan Matulovic

[Search Google](#) for Milan Matulovic

[FIDE player card](#) for Milan Matulovic



Opening (White) <i>Realtime (beta)</i>	Opening (Black) <i>Realtime (beta)</i>
Sicilian defence (41%): B53 B40 B98 B42 B98 B33	Sicilian defence (35%): B44 B41 B41 B40 B20 B98
Ruy Lopez (21%): C63 C73 C82 C89 C81 C92	English (11%): A11 A17 A10 A10 A21 A16
French defence (11%): C08 C03 C07 C06 C04 C19	Reti (10%): A04 A04 A05 A09
Caro-Kann defence (7%): B12 B16 B15 B14 B13 B12	Queen's gambit (9%): D25 D20 D25 D17 D24 D24
English (4%): A13 A17 A23 A25 A10 A16	Queen's pawn (8%): D00 A40 D00 A45 D00 A40
Play tendencies	Endgame tendencies
Sacrifices: Not available	Average draws at: Move #27 (details)
Blunders (<i>beta</i>): Explore blunders	Optimal play: 🏆 99.16% [what is this?]
Positional player: Not available	Optimal checkmate: 🏆 86.81% [what is this?]
Exchange tendencies: -0.292 (details)	Endgame blunders: Explore blunders
Stockfish first line: Not available [calculate]	Strength: ♔ 2286 NA ♖ 1986 NA ♗ 1586 NA
Quality of play: 🏆 91.16 (games) [what is this?]	Exploitive analysis: Not available

Best World Rank: **#19** (2 different months between the [January 1968 rating list](#) and the [February 1968 rating list](#))

Highest Rating: **2676** on the [December 1967 rating list](#), #20 in world, [age 32y6m](#)

Best Individual Performance: **2706** in [Skopje, 1967](#), scoring 9.5/13 (73%) vs 2578-rated opposition

Career performances of 2700-2799:

2706 in [Skopje, 1967](#), scoring 9.5/13 (73%) vs 2578-rated opposition

2704 in [Sochi \(Chigorin Memorial\), 1966](#), scoring 8.5/13 (65%) vs 2625-rated opposition

Novi Sad (JUG Championship), 1955	not rated on January 1955 list	2599	+2 (9.5/17, 56%)	+1 (6.5/12, 54%) vs 2577-rated opposition	N/A
Zagreb-B, 1955	not rated on January 1955 list	[2469]	+2 (4.5/7, 64%)	= (1/2, 50%) vs 2490-rated opposition	N/A
JUG-ch Skopje, 1956	2552 (#91 on January 1956 list)	[2423]	-4 (2.5/9, 28%)	-3 (0.5/4, 13%) vs 2570-rated opposition	-1.4
Sombor (JUG Championship), 1957	2504 (#164 on January 1957 list)	2642	+5 (13.5/22, 61%)	+3 (8.5/14, 61%) vs 2578-rated opposition	+2.7
Sarajevo (JUG Championship), 1958	2564 (#86 on January 1958 list)	2637	+3 (11/19, 58%)	+3 (8/13, 62%) vs 2571-rated opposition	+1.6
Sarajevo, 1958	2564 (#86 on January 1958 list)	2549	+2 (6.5/11, 59%)	+1 (5/9, 56%) vs 2521-rated opposition	=0.0
URS-JUG Zagreb, 1958	2564 (#86 on January 1958 list)	[2492]	-2 (0/2, 0%)	-2 (0/2, 0%) vs 2665-rated opposition	-0.8
Fischer-Matulovic Match (Belgrade), 1958	2563 (#85 on July 1958 list)	[2591]	+1 (1/1, 100%)	+1 (1/1, 100%) vs 2612-rated opposition	+0.6
Kragujevac (JUG Championship), 1959	2588 (#66 on January 1959 list)	2604	+3 (10/17, 59%)	+2 (7/12, 58%) vs 2557-rated opposition	+0.6
JUG-HUN Belgrade, 1959	2588 (#66 on January 1959 list)	[2527]	+1 (1.5/2, 75%)	+1 (1.5/2, 75%) vs 2505-rated opposition	+0.3
URS-JUG Kiev, 1959	2588 (#66 on January 1959 list)	[2451]	-2 (0.5/3, 17%)	-2 (0.5/3, 17%) vs 2576-rated opposition	-1.0
Ljubljana (JUG Championship), 1960	2582 (#70 on January 1960 list)	2494	+4 (10.5/17, 62%)	-2 (4.5/11, 41%) vs 2538-rated opposition	-1.6
Sarajevo, 1960	2582 (#70 on January 1960 list)	2625	+3 (7/11, 64%)	+3 (7/11, 64%) vs 2553-rated opposition	+1.1
Belgrade-Sofia m, 1961	2593 (#60 on January 1961 list)	[2499]	= (1/2, 50%)	= (1/2, 50%) vs 2534-rated opposition	-0.1
JUG-ch Zagreb, 1961	2593 (#60 on January 1961 list)	2580	+6 (12.5/19, 66%)	+3 (8.5/14, 61%) vs 2506-rated opposition	+0.1
JUG-URS Belgrade, 1961	2593 (#60 on January 1961 list)	2694	+1 (3/5, 60%)	+1 (3/5, 60%) vs 2721-rated opposition	+1.3
Netanya, 1961	2593 (#60 on January 1961 list)	2568	+4 (8.5/13, 65%)	+4 (6/8, 75%) vs 2439-rated opposition	+0.6
Sarajevo, 1961	2593 (#60 on January 1961 list)	2587	+2 (6.5/11, 59%)	+2 (6/10, 60%) vs 2535-rated opposition	+0.3
Zurich, 1961	2593 (#60 on January 1961 list)	2607	+1 (6/11, 55%)	= (5/10, 50%) vs 2621-rated opposition	+0.3
EU-chT (Men) Oberhausen, 1961	2606 (#47 on June 1961 list)	2507	= (4.5/9, 50%)	-1 (3.5/8, 44%) vs 2540-rated opposition	-1.1
Belgrade, 1963	2609 (#46 on January 1963 list)	2669	+5 (7.5/10, 75%)	+4 (6/8, 75%) vs 2566-rated opposition	+1.6
Zenica (JUG Championship), 1963	2609 (#46 on January 1963 list)	2587	+6 (13.5/21, 64%)	+1 (7/13, 54%) vs 2562-rated opposition	-0.2
Rubinstein mem Polanica Zdroj, 1963	2609 (#46 on January 1963 list)	2538	+3 (9/15, 60%)	+2 (8/14, 57%) vs 2480-rated opposition	-1.1
Belgrade, 1964	2617 (#42 on January 1964 list)	2515	-6 (5.5/17, 32%)	-6 (5.5/17, 32%) vs 2618-rated opposition	-3.0
Sochi (Chigorin Memorial), 1964	2617 (#42 on January 1964 list)	2612	+3 (9/15, 60%)	+1 (6.5/12, 54%) vs 2593-rated opposition	+0.2
HUN-JUG Budapest, 1964	2617 (#42 on January 1964 list)	[2581]	+2 (2/2, 100%)	+2 (2/2, 100%) vs 2516-rated opposition	+0.8
Sarajevo, 1964	2617 (#42 on January 1964 list)	2504	-4 (5.5/15, 37%)	-4 (5.5/15, 37%) vs 2576-rated opposition	-2.7
Leningrad, 1964	2617 (#42 on January 1964 list)	2629	-1 (2.5/6, 42%)	-1 (2.5/6, 42%) vs 2714-rated opposition	+0.2
Tel Aviv ol (Men) fin-A, 1964	2587 (#63 on November 1964 list)	2621	+6 (8/10, 80%)	+4 (5.5/7, 79%) vs 2499-rated opposition	+1.3
Tel Aviv ol (Men) prel, 1964	2587 (#63 on November 1964 list)	-	+3 (3/3, 100%)	no games vs rated opposition	N/A
Belgrade, 1965	2598 (#54 on January 1965 list)	2583	+2 (7.5/13, 58%)	+2 (7/12, 58%) vs 2532-rated opposition	+0.1

EU-chT (Men) Hamburg, 1965	2598 (#54 on January 1965 list)	2645	+3 (6.5/10, 65%)	+3 (6.5/10, 65%) vs 2576-rated opposition	+1.2
Titograd (JUG Championship), 1965	2598 (#54 on January 1965 list)	2575	+2 (10/18, 56%)	= (6/12, 50%) vs 2576-rated opposition	-0.3
Novi Sad, 1965	2598 (#54 on January 1965 list)	2600	+7 (13/19, 68%)	+3 (8/13, 62%) vs 2528-rated opposition	+0.4
Rubinstein mem Polanica Zdroj, 1965	2598 (#54 on January 1965 list)	2550	+5 (9/13, 69%)	+2 (5.5/9, 61%) vs 2489-rated opposition	-0.1
URS-JUG, 1965	2598 (#54 on January 1965 list)	2561	-1 (2.5/6, 42%)	-1 (2.5/6, 42%) vs 2626-rated opposition	-0.3
Sarajevo, 1965	2600 (#51 on March 1965 list)	2679	+5 (10/15, 67%)	+5 (9.5/14, 68%) vs 2573-rated opposition	+2.1
Bucharest, 1966	2624 (#39 on January 1966 list)	2612	+4 (9/14, 64%)	+3 (7.5/12, 63%) vs 2540-rated opposition	+0.3
Imperia op, 1966	2624 (#39 on January 1966 list)	[2441]	+2 (2/2, 100%)	+1 (1/1, 100%) vs 2373-rated opposition	+0.2
JUG-HUN Vrnjacka Banja, 1966	2624 (#39 on January 1966 list)	[2639]	+2 (2.5/3, 83%)	+2 (2.5/3, 83%) vs 2601-rated opposition	+0.9
Sarajevo, 1966	2626 (#38 on March 1966 list)	2583	+3 (9/15, 60%)	= (6/12, 50%) vs 2585-rated opposition	-0.6
Sochi (Chigorin Memorial), 1966	2629 (#37 on June 1966 list)	2704	+5 (10/15, 67%)	+4 (8.5/13, 65%) vs 2625-rated opposition	+1.9
URS-JUG m Sukhumi, 1966	2629 (#37 on June 1966 list)	2622	= (3/6, 50%)	= (3/6, 50%) vs 2663-rated opposition	+0.2
Kislovodsk, 1966	2641 (#31 on July 1966 list)	2575	-3 (4/11, 36%)	-2 (4/10, 40%) vs 2642-rated opposition	-1.0
La Habana ol (Men) fin-A Havana, 1966	2641 (#30 on October 1966 list)	2650	+6 (8.5/11, 77%)	+4 (6.5/9, 72%) vs 2547-rated opposition	+1.0
La Habana ol (Men) prel Havana, 1966	2641 (#30 on October 1966 list)	[2488]	+3 (3.5/4, 88%)	+1 (1/1, 100%) vs 2447-rated opposition	+0.3
Halle (Zonal), 1967	2652 (#30 on January 1967 list)	2668	+9 (15.5/22, 70%)	+7 (13/19, 68%) vs 2538-rated opposition	+1.0
Kraljevo (JUG Championship), 1967	2652 (#30 on January 1967 list)	2655	+7 (12/17, 71%)	+5 (9.5/14, 68%) vs 2546-rated opposition	+0.8
Maribor, 1967	2652 (#30 on January 1967 list)	2547	= (7.5/15, 50%)	-1 (5/11, 45%) vs 2573-rated opposition	-1.5
Palma de Mallorca, 1967	2652 (#30 on January 1967 list)	2616	+1 (9/17, 53%)	+1 (9/17, 53%) vs 2592-rated opposition	-0.7
Reggio Emilia 6768, 1967	2652 (#30 on January 1967 list)	2642	+8 (10.5/13, 81%)	+4 (5/6, 83%) vs 2519-rated opposition	+1.1
Skopje, 1967	2652 (#30 on January 1967 list)	2706	+9 (13/17, 76%)	+6 (9.5/13, 73%) vs 2578-rated opposition	+1.9
Sousse (Interzonal), 1967	2671 (#22 on October 1967 list)	2668	+4 (12.5/21, 60%)	+2 (10.5/19, 55%) vs 2630-rated opposition	+0.1
HUN-JUG Pecs, 1968	2675 (#19 on January 1968 list)	[2555]	= (1/2, 50%)	= (1/2, 50%) vs 2618-rated opposition	-0.1
URS-JUG Sochi, 1968	2675 (#19 on January 1968 list)	[2635]	= (2/4, 50%)	= (2/4, 50%) vs 2702-rated opposition	+0.1
JUG-ch 23th Gateske Toplice, 1968	2676 (#19 on February 1968 list)	2580	+3 (8.5/14, 61%)	+2 (6/10, 60%) vs 2527-rated opposition	-0.8
Sarajevo, 1968	2674 (#20 on March 1968 list)	2549	= (7.5/15, 50%)	= (7/14, 50%) vs 2540-rated opposition	-2.2
Skopje/Ohrid, 1968	2667 (#20 on July 1968 list)	2654	+4 (11.5/19, 61%)	+3 (10.5/18, 58%) vs 2595-rated opposition	=0.0
Sombor, 1968	2666 (#21 on August 1968 list)	2553	+1 (3.5/6, 58%)	+1 (3.5/6, 58%) vs 2530-rated opposition	-0.5
Vinkovci, 1968	2661 (#25 on September 1968 list)	2642	+5 (9/13, 69%)	+2 (5.5/9, 61%) vs 2603-rated opposition	+0.4
Lugano ol (Men), 1968	2663 (#25 on October 1968 list)	2581	+5 (9.5/14, 68%)	+2 (6.5/11, 59%) vs 2528-rated opposition	-0.7
Athens (Zonal), 1969	2661 (#24 on January 1969 list)	2661	+9 (13/17, 76%)	+7 (11/15, 73%) vs 2512-rated opposition	+0.9

Belgrade, 1969	2661 (#24 on January 1969 list)	2698 +5 (10/15, 67%)	+4 (9/14, 64%) vs 2619-rated opposition	+1.3
Sarajevo, 1969	2661 (#24 on January 1969 list)	2649 +5 (10/15, 67%)	+4 (9/14, 64%) vs 2563-rated opposition	+0.4
Skopje, 1969	2661 (#24 on January 1969 list)	2653 +4 (5.5/7, 79%)	+3 (4.5/6, 75%) vs 2575-rated opposition	+0.9
Venice, 1969	2661 (#24 on January 1969 list)	2607 +3 (9/15, 60%)	+3 (8.5/14, 61%) vs 2537-rated opposition	-0.6
Vrsac, 1969	2661 (#24 on January 1969 list)	2571 +3 (9/15, 60%)	+1 (7/13, 54%) vs 2543-rated opposition	-1.3
Reykjavik, 1970	2674 (#21 on January 1970 list)	2531 +2 (8.5/15, 57%)	+2 (7/12, 58%) vs 2470-rated opposition	-1.9
Belgrade URS-World, 1970	2673 (#21 on March 1970 list)	[2609] -1 (1.5/4, 38%)	-1 (1.5/4, 38%) vs 2719-rated opposition	-0.3
Skopje, 1970	2673 (#21 on March 1970 list)	2605 +1 (8/15, 53%)	= (7/14, 50%) vs 2606-rated opposition	-1.1
EU-chT (Men) Kapfenberg, 1970	2671 (#21 on May 1970 list)	2514 -1 (3/7, 43%)	-1 (3/7, 43%) vs 2556-rated opposition	-1.5
Siegen ol (Men), 1970	2653 (#26 on September 1970 list)	2647 +9 (13/17, 76%)	+4 (7.5/11, 68%) vs 2551-rated opposition	+0.7
Palma de Mallorca (Interzonal), 1970	2654 (#32 on November 1970 list)	2587 -5 (9/23, 39%)	-5 (9/23, 39%) vs 2650-rated opposition	-2.6
YUG-chT Pula, 1971	2642 (#39 on January 1971 list)	[2607] +2 (2/2, 100%)	+2 (2/2, 100%) vs 2555-rated opposition	+0.8
Sarajevo, 1971	2639 (#40 on March 1971 list)	2649 +3 (9/15, 60%)	+4 (9/14, 64%) vs 2563-rated opposition	+0.7
Vrnjacka Banja, 1971	2640 (#39 on April 1971 list)	[2519] -1 (1.5/4, 38%)	-1 (1.5/4, 38%) vs 2595-rated opposition	-0.7
Helsinki (Zonal), 1972	2625 (#46 on January 1972 list)	2499 -1 (7/15, 47%)	-2 (6/14, 43%) vs 2530-rated opposition	-2.6
Umag (JUG Championship), 1972	2625 (#46 on January 1972 list)	2591 +3 (11/19, 58%)	+1 (9/17, 53%) vs 2564-rated opposition	-0.7
JUG-URS Ohrid, 1972	2625 (#46 on January 1972 list)	[2629] -1 (1.5/4, 38%)	-1 (1.5/4, 38%) vs 2747-rated opposition	+0.1
Sarajevo, 1972	2625 (#46 on January 1972 list)	2584 = (7.5/15, 50%)	= (6/12, 50%) vs 2586-rated opposition	-0.6
Skopje ol (Men) fin-A, 1972	2603 (#64 on September 1972 list)	2626 +5 (8.5/12, 71%)	+5 (8.5/12, 71%) vs 2504-rated opposition	+1.1
Skopje ol (Men) prel, 1972	2603 (#64 on September 1972 list)	[2451] +4 (5/6, 83%)	= (1/2, 50%) vs 2461-rated opposition	-0.3
Parcetic mem 5th Sombor, 1972	2601 (#62 on November 1972 list)	2585 +3 (8.5/14, 61%)	+1 (6.5/12, 54%) vs 2561-rated opposition	-0.1
Novi Sad, 1973	2605 (#63 on January 1973 list)	2619 +2 (3.5/5, 70%)	+2 (3.5/5, 70%) vs 2573-rated opposition	+0.8
Sarajevo, 1973	2605 (#63 on January 1973 list)	- = (0.5/1, 50%)	no games vs rated opposition	N/A
URS-JUG Tbilisi, 1973	2605 (#63 on January 1973 list)	[2555] -1 (1.5/4, 38%)	-1 (1.5/4, 38%) vs 2644-rated opposition	-0.3
Vrnjacka Banja, 1973	2605 (#63 on January 1973 list)	2566 +1 (4/7, 57%)	+1 (4/7, 57%) vs 2545-rated opposition	=0.0
Zagreb, 1973	2605 (#63 on January 1973 list)	[2586] +3 (3/3, 100%)	+2 (2/2, 100%) vs 2523-rated opposition	+0.8
EU-chT (Men) Bath, 1973	2606 (#58 on July 1973 list)	2496 = (3/6, 50%)	= (3/6, 50%) vs 2499-rated opposition	-0.8
Kragujevac, 1974	2604 (#67 on January 1974 list)	2571 +1 (3.5/6, 58%)	+1 (3.5/6, 58%) vs 2554-rated opposition	+0.1
Sarajevo Festival op, 1974	2604 (#67 on January 1974 list)	[2538] +4 (6.5/9, 72%)	+1 (2/3, 67%) vs 2519-rated opposition	+0.2
Vrnjacka Banja, 1974	2604 (#67 on January 1974 list)	[2486] = (1.5/3, 50%)	= (1.5/3, 50%) vs 2504-rated opposition	-0.4
Wijk aan Zee (Hoogovens), 1974	2604 (#67 on January 1974 list)	2644 +3 (9/15, 60%)	+3 (9/15, 60%) vs 2581-rated opposition	+1.1

Belgrade-Moscow, 1974	2615 (#65 on November 1974 list)	2590 -1 (2.5/6, 42%)	-1 (2.5/6, 42%) vs 2663-rated opposition	-0.2
Novi Sad (JUG Championship), 1975	2618 (#60 on January 1975 list)	2633 +3 (6.5/10, 65%)	+3 (6.5/10, 65%) vs 2561-rated opposition	+0.8
Rovinj/Zagreb, 1975	2618 (#60 on January 1975 list)	2510 -4 (4.5/13, 35%)	-4 (3.5/11, 32%) vs 2614-rated opposition	-2.1
Vraca zt, 1975	2618 (#60 on January 1975 list)	2590 +2 (5.5/9, 61%)	+1 (4.5/8, 56%) vs 2573-rated opposition	+0.1
Vrsac, 1975	2618 (#60 on January 1975 list)	[2530] = (2.5/5, 50%)	= (2/4, 50%) vs 2557-rated opposition	-0.3
Zetters Birmingham, 1975	2623 (#60 on March 1975 list)	2629 +7 (11/15, 73%)	+6 (10/14, 71%) vs 2492-rated opposition	+0.8
Novi Sad, 1975	2624 (#60 on October 1975 list)	[2563] = (2/4, 50%)	= (2/4, 50%) vs 2602-rated opposition	-0.1
Novi Sad, 1976	2622 (#61 on January 1976 list)	2525 -3 (2/7, 29%)	-3 (2/7, 29%) vs 2647-rated opposition	-1.3
Uljma, 1976	2622 (#61 on January 1976 list)	[2506] = (2/4, 50%)	-1 (1/3, 33%) vs 2594-rated opposition	-0.6
Majdanpek, 1976	2622 (#61 on January 1976 list)	2639 +4 (8.5/13, 65%)	+3 (7.5/12, 63%) vs 2572-rated opposition	+0.8
Balkaniad tt Albena, 1977	2616 (#73 on January 1977 list)	[2532] = (2/4, 50%)	= (1.5/3, 50%) vs 2570-rated opposition	-0.2
Le Havre, 1977	2616 (#73 on January 1977 list)	2626 +3 (8/13, 62%)	+3 (7.5/12, 63%) vs 2556-rated opposition	+0.7
Nis, 1977	2616 (#73 on January 1977 list)	[2540] +2 (4/6, 67%)	= (2/4, 50%) vs 2572-rated opposition	-0.2
Dortmund, 1977	2609 (#78 on May 1977 list)	2625 +6 (8.5/11, 77%)	+4 (6/8, 75%) vs 2510-rated opposition	+1.1
Vrbas, 1977	2609 (#78 on May 1977 list)	2636 +1 (6/11, 55%)	+1 (6/11, 55%) vs 2623-rated opposition	+0.7
Concordia Hamburg, 1977	2627 (#66 on June 1977 list)	2518 +1 (5/9, 56%)	= (4/8, 50%) vs 2518-rated opposition	-1.0
Titovo Uzice, 1978	2611 (#77 on January 1978 list)	[2586] = (1/2, 50%)	= (1/2, 50%) vs 2664-rated opposition	+0.1
Belgrade (JUG Championship), 1978	2611 (#77 on January 1978 list)	2490 -3 (2.5/8, 31%)	-3 (2.5/8, 31%) vs 2590-rated opposition	-1.7
Bjelovar (JUG Championship), 1979	2581 (#120 on January 1979 list)	2486 +1 (7/13, 54%)	-1 (3.5/8, 44%) vs 2515-rated opposition	-1.1
Vrnjacka Banja, 1979	2581 (#120 on January 1979 list)	[2574] +1 (1/1, 100%)	+1 (1/1, 100%) vs 2584-rated opposition	+0.5
Vrsac, 1979	2581 (#120 on January 1979 list)	[2504] -1 (0.5/2, 25%)	-1 (0.5/2, 25%) vs 2613-rated opposition	-0.4
JUG-URS Teslic, 1979	2576 (#124 on March 1979 list)	[2678] +1 (2.5/4, 63%)	+1 (2.5/4, 63%) vs 2707-rated opposition	+1.1
Smederevo, 1981	2536 (#198 on January 1981 list)	2435 -2 (2/6, 33%)	-2 (1.5/5, 30%) vs 2517-rated opposition	-1.1
Helsinki, 1981	2530 (#213 on March 1981 list)	2593 +5 (8/11, 73%)	+2 (5/8, 63%) vs 2542-rated opposition	+1.1
Vrsac, 1981	2544 (#201 on September 1981 list)	2598 +2 (8.5/15, 57%)	= (6.5/13, 50%) vs 2600-rated opposition	+0.9
Nis, 1981	2578 (#129 on October 1981 list)	2558 +1 (7/13, 54%)	+1 (5.5/10, 55%) vs 2531-rated opposition	-0.1
Vinkovci, 1982	2569 (#170 on April 1982 list)	2663 +4 (8.5/13, 65%)	+3 (6.5/10, 65%) vs 2597-rated opposition	+1.8
Smederevska Palanka, 1982	2595 (#107 on June 1982 list)	2563 +1 (7/13, 54%)	= (6/12, 50%) vs 2561-rated opposition	-0.5
Vrnjacka Banja, 1983	2597 (#111 on April 1983 list)	2539 = (7.5/15, 50%)	= (6.5/13, 50%) vs 2531-rated opposition	-1.0
Nis, 1983	2590 (#140 on October 1983 list)	2525 +1 (7/13, 54%)	-1 (4.5/10, 45%) vs 2552-rated opposition	-0.9
Politiken Cup Copenhagen, 1984	2561 (#203 on January 1984 list)	2470 +2 (6/10, 60%)	= (4/8, 50%) vs 2459-rated opposition	-1.0

Vrnjacka Banja, 1984	2560 (#218 on April 1984 list)	2564	+1 (8/15, 53%)	+1 (7.5/14, 54%) vs 2535-rated opposition	+0.1
Vrnjacka Banja, 1985	2557 (#243 on January 1985 list)	2574	+3 (8.5/14, 61%)	+1 (6.5/12, 54%) vs 2548-rated opposition	+0.4
Vrsac, 1985	2557 (#243 on January 1985 list)	2624	+2 (4/6, 67%)	+2 (4/6, 67%) vs 2581-rated opposition	+1.2
Bela Crkva op, 1986	2571 (#202 on January 1986 list)	[2546]	+1 (1/1, 100%)	+1 (1/1, 100%) vs 2540-rated opposition	+0.5
JUG-ch Budva, 1986	2571 (#202 on January 1986 list)	[2476]	= (1.5/3, 50%)	= (0.5/1, 50%) vs 2514-rated opposition	-0.1
Vrnjacka Banja, 1986	2571 (#202 on January 1986 list)	[2650]	+3 (3.5/4, 88%)	+3 (3.5/4, 88%) vs 2563-rated opposition	+1.5
Banja Luka, 1987	2594 (#153 on April 1987 list)	2500	+2 (7.5/13, 58%)	= (4/8, 50%) vs 2497-rated opposition	-0.9
Mitropa-Cup 11th Muerren, 1987	2581 (#181 on September 1987 list)	[2416]	-1 (2/5, 40%)	-2 (1/4, 25%) vs 2507-rated opposition	-1.3
Kassel, 1988	2556 (#242 on January 1988 list)	[2463]	-1 (0.5/2, 25%)	-1 (0/1, 0%) vs 2577-rated opposition	-0.5
JUG-ch, 1988	2554 (#253 on February 1988 list)	2530	= (8/16, 50%)	= (6/12, 50%) vs 2522-rated opposition	-0.4
Belgrade, 1988	2492 (#553 on December 1988 list)	2588	= (4.5/9, 50%)	= (3.5/7, 50%) vs 2612-rated opposition	+1.0
Haringey London, 1989	2509 (#505 on July 1989 list)	2567	+3 (6/9, 67%)	+2 (4.5/7, 64%) vs 2508-rated opposition	+1.0
Belgrade op, 1989	2523 (#446 on November 1989 list)	[2504]	+3 (6/9, 67%)	= (1.5/3, 50%) vs 2529-rated opposition	=0.0
Vrnjacka Banja, 1990	2508 (#534 on April 1990 list)	2628	+6 (10.5/15, 70%)	+5 (9.5/14, 68%) vs 2514-rated opposition	+2.6
Vrnjacka Banja, 1991	2568 (#254 on April 1991 list)	2528	= (7.5/15, 50%)	= (7/14, 50%) vs 2516-rated opposition	-0.8
JUG-ch Banja Vrucica, 1991	2554 (#325 on December 1991 list)	2462	+1 (7/13, 54%)	-1 (4/9, 44%) vs 2479-rated opposition	-1.3
JUG-chT Cetinje, 1992	2542 (#375 on January 1992 list)	2411	-2 (3/8, 38%)	-2 (2.5/7, 36%) vs 2464-rated opposition	-1.6
Belgrade IKO, 1992	2513 (#479 on July 1992 list)	2573	+1 (7/13, 54%)	+1 (7/13, 54%) vs 2545-rated opposition	+1.0
JUG-chT Cetinje, 1993	2510 (#500 on January 1993 list)	2459	-2 (3/8, 38%)	-1 (3/7, 43%) vs 2486-rated opposition	-0.7
JUG-chT2 Becici, 1993	2510 (#500 on January 1993 list)	[2449]	+1 (3/5, 60%)	-1 (0.5/2, 25%) vs 2530-rated opposition	-0.5
Arandjelovac, 1993	2511 (#495 on April 1993 list)	2526	= (6.5/13, 50%)	+1 (6/11, 55%) vs 2492-rated opposition	+0.3
JUG-ch sf Kladovo, 1994	2477 (#637 on January 1994 list)	[2447]	+2 (7/12, 58%)	+1 (2.5/4, 63%) vs 2389-rated opposition	+0.1
JUG-chT Cup Becici, 1994	2477 (#637 on January 1994 list)	[2422]	= (2/4, 50%)	-1 (0.5/2, 25%) vs 2490-rated opposition	-0.5
JUG-chT Igalo, 1994	2477 (#637 on January 1994 list)	2492	-1 (2.5/6, 42%)	= (2.5/5, 50%) vs 2498-rated opposition	+0.1
JUG-ch Tivat, 1994	2475 (#689 on March 1994 list)	2522	+1 (6.5/12, 54%)	+1 (6.5/12, 54%) vs 2486-rated opposition	+0.7
Ankara zt, 1995	2508 (#507 on January 1995 list)	2494	+1 (5/9, 56%)	= (3.5/7, 50%) vs 2492-rated opposition	-0.1
JUG-chT Tivat, 1995	2508 (#507 on January 1995 list)	2501	+1 (6/11, 55%)	+1 (3.5/6, 58%) vs 2463-rated opposition	+0.2
Wch Seniors Bad Liebenzell, 1995	2508 (#507 on January 1995 list)	-	= (0.5/1, 50%)	no games vs rated opposition	N/A
JUG-ch Novi Sad, 1995	2495 (#587 on February 1995 list)	2545	= (8/16, 50%)	+1 (8/15, 53%) vs 2512-rated opposition	+0.8
Pozarevac, 1995	2498 (#568 on June 1995 list)	2443	-3 (5/13, 38%)	-2 (3.5/9, 39%) vs 2489-rated opposition	-1.1
EUCup Gr5 Vilnius, 1995	2478 (#722 on September 1995 list)	[2567]	+1 (1.5/2, 75%)	= (0.5/1, 50%) vs 2659-rated opposition	+0.2

JUG-chT Niksic, 1996	2468 (#828 on January 1996 list)	2470	+3 (7.5/12, 63%)	= (4.5/9, 50%) vs 2456-rated opposition	-0.1
Belgrade, 1996	2462 (#897 on February 1996 list)	[2543]	= (1.5/3, 50%)	+1 (1.5/2, 75%) vs 2529-rated opposition	+0.7
EUCup final Budapest, 1996	2485 (#706 on November 1996 list)	[2510]	= (1.5/3, 50%)	= (1.5/3, 50%) vs 2538-rated opposition	+0.2
JUG Cup Ulcinj, 1997	2481 (#734 on January 1997 list)	2368	-3 (2/7, 29%)	-3 (1/5, 20%) vs 2475-rated opposition	-1.5
JUG-chT Niksic, 1997	2483 (#682 on August 1997 list)	2432	-3 (3.5/10, 35%)	-3 (3.5/10, 35%) vs 2499-rated opposition	-1.3
Belgrade-Moscow, 1998	2418 (#1270 on January 1998 list)	-	+1 (1.5/2, 75%)	no games vs rated opposition	N/A
Serbian-ch 29th Sabac, 1998	2419 (#1297 on April 1998 list)	2451	-2 (5.5/13, 42%)	-2 (5/12, 42%) vs 2481-rated opposition	-0.1
JUG-chT Vrnjacka Banja, 1998	2409 (#1453 on August 1998 list)	2483	-1 (5/11, 45%)	-1 (4/9, 44%) vs 2505-rated opposition	+0.5
JUG Cup Herceg Novi, 1999	2420 (#1366 on January 1999 list)	[2381]	= (1.5/3, 50%)	-1 (0.5/2, 25%) vs 2428-rated opposition	-0.5
JUG-chT Vrnjacka Banja, 1999	2388 (#1636 on August 1999 list)	2415	-1 (5/11, 45%)	-2 (2.5/7, 36%) vs 2469-rated opposition	-0.3
Bucharest Autumn Cup GM, 2000	2402 (#1594 on November 2000 list)	2459	= (6.5/13, 50%)	= (6/12, 50%) vs 2437-rated opposition	+0.5
Belgrade TS04 GM, 2001	2412 (#1456 on April 2001 list)	2439	= (5.5/11, 50%)	= (5.5/11, 50%) vs 2415-rated opposition	=0.0
YUG Cup Herceg Novi, 2001	2431 (#1256 on September 2001 list)	[2434]	= (1.5/3, 50%)	-1 (0.5/2, 25%) vs 2507-rated opposition	-0.3
Belgrade TS06 GM, 2002	2449 (#1081 on June 2002 list)	2477	+1 (6/11, 55%)	+1 (5.5/10, 55%) vs 2432-rated opposition	+0.3
JUG-chT Budva, 2002	2440 (#1146 on August 2002 list)	2495	= (4/8, 50%)	= (4/8, 50%) vs 2490-rated opposition	+0.5
Subotica TS03 GM, 2003	2459 (#933 on March 2003 list)	2469	= (5.5/11, 50%)	= (5.5/11, 50%) vs 2451-rated opposition	-0.1
Pancevo, 2003	2449 (#1002 on June 2003 list)	2474	= (5.5/11, 50%)	= (5.5/11, 50%) vs 2457-rated opposition	+0.1
SCG-chT Vojvodina Sombor, 2004	2431 (#986 on September 2004 list)	[2433]	-1 (4.5/10, 45%)	-1 (1.5/4, 38%) vs 2477-rated opposition	-0.3